

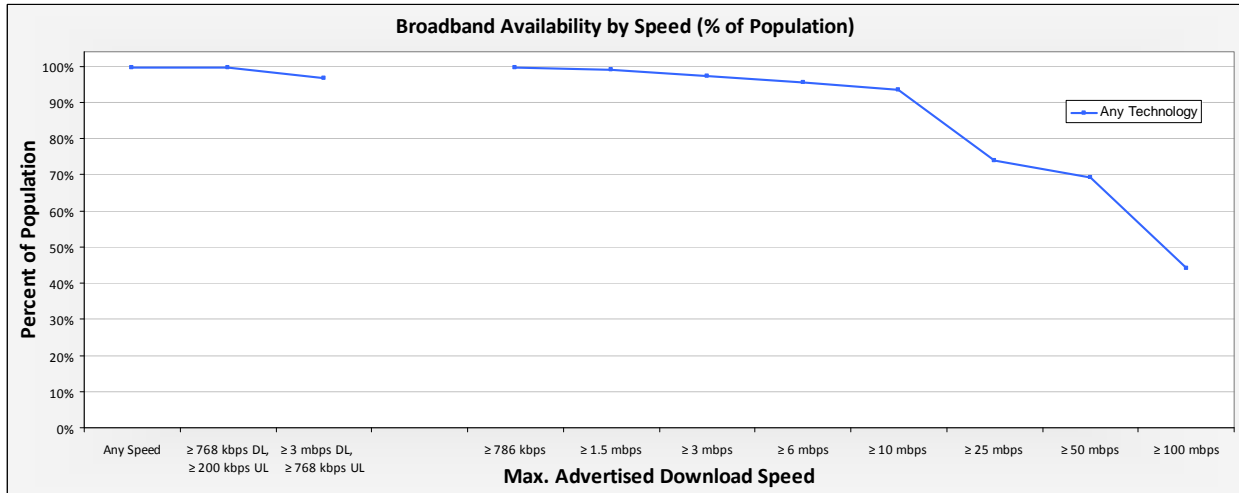
## Report Description:

This report illustrates the percent of population with reported access to broadband speeds by technology type.

- Data as of December 2011, Report published July 2012

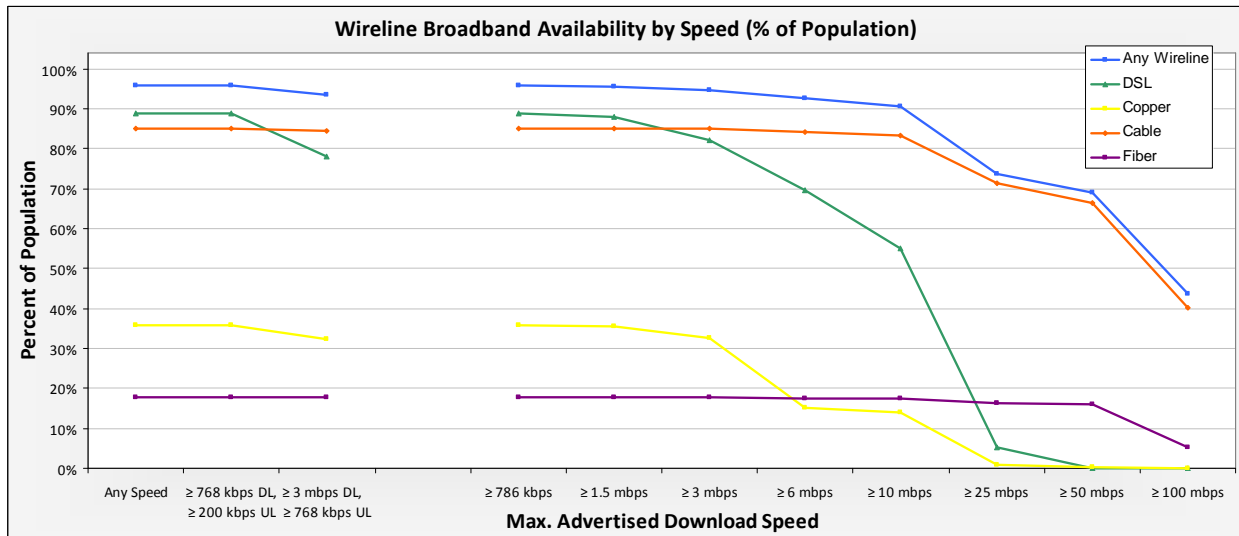
## Graph: Any Technology

This graph illustrates the percent of population nationwide with access to any technology, by speed tier.



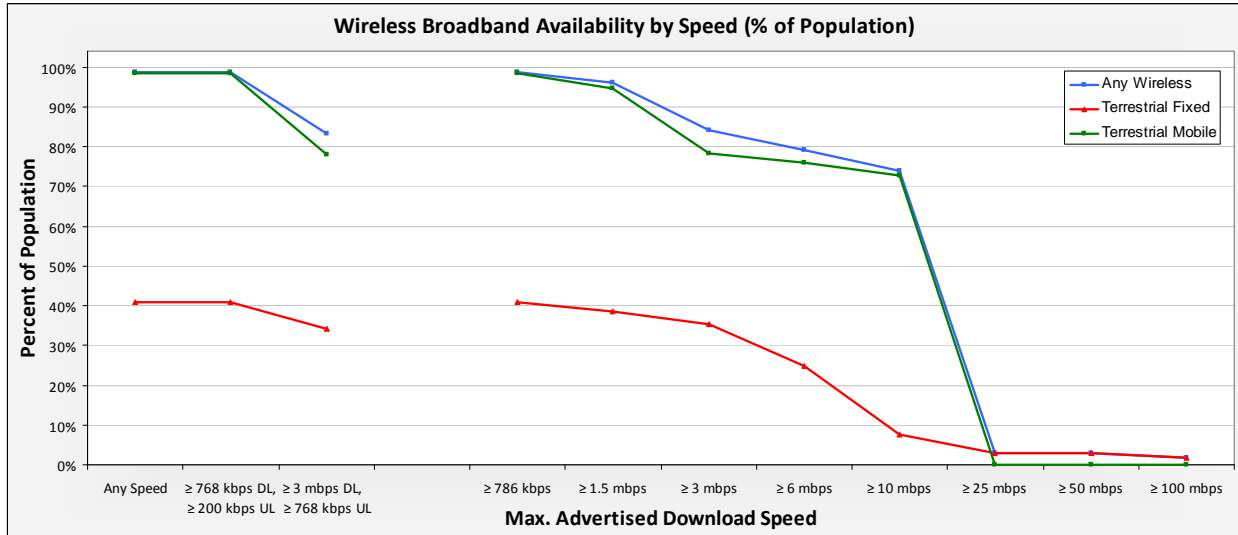
## Graph: Wireline Technology

This graph illustrates the percent of population nationwide with access to wireline technologies, by speed tier.



**Graph: Wireless Technology**

This graph illustrates the percent of population nationwide with access to wireless technologies, by speed tier.



## Nationwide Availability of Broadband Speed (Download, Upload) by Technology Type

Technology	Any Speed				BB Speed > 768 DL / 200 UL				BB Speed > 3 DL / 768 UL			
	HU	% Margin of Error (+ / -)	Pop	% Margin of Error (+ / -)	HU	% Margin of Error (+ / -)	Pop	% Margin of Error (+ / -)	HU	% Margin of Error (+ / -)	Pop	% Margin of Error (+ / -)
<b>Any Technology</b>	99.46%	0.33%	99.59%	0.25%	99.46%	0.33%	99.59%	0.25%	96.10%	0.60%	96.68%	0.56%
<b>Wireline</b>	95.46%	0.00%	95.76%	0.00%	95.46%	0.00%	95.76%	0.00%	92.86%	0.00%	93.40%	0.00%
<b>DSL</b>	88.69%	0.00%	88.86%	0.00%	88.69%	0.00%	88.86%	0.00%	77.98%	0.00%	78.05%	0.00%
<i>Asymmetric</i>	88.51%	0.00%	88.69%	0.00%	88.51%	0.00%	88.69%	0.00%	77.69%	0.00%	77.75%	0.00%
<i>Symmetric</i>	20.26%	0.00%	20.83%	0.00%	20.26%	0.00%	20.83%	0.00%	12.48%	0.00%	12.65%	0.00%
<b>Copper</b>	34.13%	0.00%	35.89%	0.00%	34.13%	0.00%	35.89%	0.00%	30.72%	0.00%	32.49%	0.00%
<b>Cable</b>	84.54%	0.00%	85.20%	0.00%	84.54%	0.00%	85.20%	0.00%	83.64%	0.00%	84.37%	0.00%
<i>DOCSIS 3.0</i>	71.71%	0.00%	72.23%	0.00%	71.71%	0.00%	72.23%	0.00%	71.49%	0.00%	72.03%	0.00%
<i>Cable Other</i>	16.54%	0.00%	16.53%	0.00%	16.54%	0.00%	16.53%	0.00%	15.28%	0.00%	15.42%	0.00%
<b>Fiber</b>	17.15%	0.00%	17.81%	0.00%	17.15%	0.00%	17.81%	0.00%	17.03%	0.00%	17.70%	0.00%
<b>BPL</b>	0.07%	0.00%	0.06%	0.00%	0.07%	0.00%	0.06%	0.00%	0.00%	0.00%	0.00%	0.00%
<b>Any Wireless</b>	98.30%	1.18%	98.74%	0.87%	98.30%	1.18%	98.74%	0.87%	81.59%	2.66%	83.40%	2.46%
<i>Terrestrial Fixed</i>	39.92%	4.32%	40.97%	4.25%	39.92%	4.32%	40.97%	4.25%	33.02%	3.59%	34.27%	3.55%
<i>Unlicensed</i>	36.11%	4.29%	37.18%	4.25%	36.11%	4.29%	37.18%	4.25%	29.13%	3.50%	30.42%	3.48%
<i>Licensed</i>	14.62%	1.29%	14.87%	1.28%	14.62%	1.29%	14.87%	1.28%	10.53%	0.89%	10.73%	0.89%
<i>Terrestrial Mobile</i>	98.12%	1.23%	98.60%	0.90%	98.12%	1.23%	98.60%	0.90%	75.80%	2.13%	77.90%	2.03%
<b>Other</b>	0.00%	0.00%	0.00%	0.00%	0.00%	0.00%	0.00%	0.00%	0.00%	0.00%	0.00%	0.00%

## Nationwide Availability of Broadband Download Speed by Technology Type

Technology	BB Speed > 768 mbps DL				BB Speed > 1.5 mbps DL				BB Speed > 3 mbps DL				BB Speed > 6 mbps DL			
	HU	% Margin of Error (+ / -)	Pop	% Margin of Error (+ / -)	HU	% Margin of Error (+ / -)	Pop	% Margin of Error (+ / -)	HU	% Margin of Error (+ / -)	Pop	% Margin of Error (+ / -)	HU	% Margin of Error (+ / -)	Pop	% Margin of Error (+ / -)
<b>Any Technology</b>	99.46%	0.33%	99.59%	0.25%	98.84%	0.48%	99.10%	0.39%	96.88%	0.52%	97.36%	0.47%	94.88%	0.46%	95.57%	0.44%
<b>Wireline</b>	95.46%	0.00%	95.76%	0.00%	95.23%	0.00%	95.55%	0.00%	94.19%	0.00%	94.61%	0.00%	92.06%	0.00%	92.56%	0.00%
<b>DSL</b>	88.69%	0.00%	88.86%	0.00%	87.97%	0.00%	88.09%	0.00%	82.17%	0.00%	82.11%	0.00%	69.70%	0.00%	69.69%	0.00%
<i>Asymmetric</i>	88.51%	0.00%	88.69%	0.00%	87.80%	0.00%	87.93%	0.00%	81.95%	0.00%	81.90%	0.00%	69.47%	0.00%	69.46%	0.00%
<i>Symmetric</i>	20.26%	0.00%	20.83%	0.00%	17.99%	0.00%	18.42%	0.00%	12.57%	0.00%	12.73%	0.00%	6.31%	0.00%	6.19%	0.00%
<b>Copper</b>	34.13%	0.00%	35.89%	0.00%	33.92%	0.00%	35.68%	0.00%	30.76%	0.00%	32.52%	0.00%	14.21%	0.00%	15.14%	0.00%
<b>Cable</b>	84.54%	0.00%	85.20%	0.00%	84.43%	0.00%	85.10%	0.00%	84.30%	0.00%	84.99%	0.00%	83.70%	0.00%	84.35%	0.00%
<i>DOCSIS 3.0</i>	71.71%	0.00%	72.23%	0.00%	71.71%	0.00%	72.23%	0.00%	71.70%	0.00%	72.23%	0.00%	71.70%	0.00%	72.22%	0.00%
<i>Cable Other</i>	16.54%	0.00%	16.53%	0.00%	16.40%	0.00%	16.41%	0.00%	16.26%	0.00%	16.29%	0.00%	15.62%	0.00%	15.61%	0.00%
<b>Fiber</b>	17.15%	0.00%	17.81%	0.00%	17.14%	0.00%	17.79%	0.00%	17.10%	0.00%	17.75%	0.00%	16.92%	0.00%	17.59%	0.00%
<b>BPL</b>	0.07%	0.00%	0.06%	0.00%	0.07%	0.00%	0.06%	0.00%	0.00%	0.00%	0.00%	0.00%	0.00%	0.00%	0.00%	0.00%
<b>Any Wireless</b>	98.30%	1.18%	98.74%	0.87%	95.19%	1.95%	96.08%	1.61%	82.35%	2.77%	84.12%	2.55%	76.92%	2.27%	79.08%	2.14%
<i>Terrestrial Fixed</i>	39.92%	4.32%	40.97%	4.25%	37.50%	4.20%	38.66%	4.13%	34.13%	3.88%	35.34%	3.81%	23.56%	2.29%	24.86%	2.32%
<i>Unlicensed</i>	36.11%	4.29%	37.18%	4.25%	33.82%	4.13%	34.97%	4.09%	30.05%	3.75%	31.29%	3.72%	19.77%	2.18%	21.08%	2.23%
<i>Licensed</i>	14.62%	1.29%	14.87%	1.28%	12.20%	1.17%	12.39%	1.16%	10.97%	0.99%	11.16%	0.99%	7.93%	0.50%	7.99%	0.52%
<i>Terrestrial Mobile</i>	98.12%	1.23%	98.60%	0.90%	93.64%	1.88%	94.71%	1.56%	76.16%	2.17%	78.26%	2.07%	73.79%	2.07%	76.02%	2.00%
<b>Other</b>	0.00%	0.00%	0.00%	0.00%	0.00%	0.00%	0.00%	0.00%	0.00%	0.00%	0.00%	0.00%	0.00%	0.00%	0.00%	0.00%

Technology	BB Speed > 10 mbps DL				BB Speed > 25 mbps DL				BB Speed > 50 mbps DL				BB Speed > 100 mbps DL			
		% Margin of Error (+ / -)	Pop	% Margin of Error (+ / -)		% Margin of Error (+ / -)	Pop	% Margin of Error (+ / -)		% Margin of Error (+ / -)	Pop	% Margin of Error (+ / -)		% Margin of Error (+ / -)	Pop	% Margin of Error (+ / -)
	HU				HU				HU				HU			
<b>Any Technology</b>	92.63%	0.44%	93.49%	0.45%	73.29%	0.05%	74.02%	0.05%	68.39%	0.05%	69.35%	0.04%	43.40%	0.01%	44.18%	0.01%
<b>Wireline</b>	89.88%	0.00%	90.57%	0.00%	72.90%	0.00%	73.63%	0.00%	67.97%	0.00%	68.93%	0.00%	43.06%	0.00%	43.85%	0.00%
<b>DSL</b>	54.88%	0.00%	55.04%	0.00%	5.41%	0.00%	5.20%	0.00%	0.07%	0.00%	0.06%	0.00%	0.00%	0.00%	0.00%	0.00%
<i>Asymmetric</i>	54.04%	0.00%	54.20%	0.00%	3.74%	0.00%	3.71%	0.00%	0.07%	0.00%	0.06%	0.00%	0.00%	0.00%	0.00%	0.00%
<i>Symmetric</i>	4.78%	0.00%	4.60%	0.00%	1.85%	0.00%	1.64%	0.00%	0.00%	0.00%	0.00%	0.00%	0.00%	0.00%	0.00%	0.00%
<b>Copper</b>	13.15%	0.00%	14.12%	0.00%	0.98%	0.00%	0.89%	0.00%	0.30%	0.00%	0.26%	0.00%	0.13%	0.00%	0.12%	0.00%
<b>Cable</b>	82.76%	0.00%	83.48%	0.00%	70.68%	0.00%	71.28%	0.00%	65.62%	0.00%	66.45%	0.00%	39.45%	0.00%	40.32%	0.00%
<i>DOCSIS 3.0</i>	71.63%	0.00%	72.15%	0.00%	70.03%	0.00%	70.60%	0.00%	65.62%	0.00%	66.45%	0.00%	39.45%	0.00%	40.32%	0.00%
<i>Cable Other</i>	14.08%	0.00%	14.22%	0.00%	0.79%	0.00%	0.83%	0.00%	0.00%	0.00%	0.00%	0.00%	0.00%	0.00%	0.00%	0.00%
<b>Fiber</b>	16.81%	0.00%	17.48%	0.00%	15.75%	0.00%	16.46%	0.00%	15.25%	0.00%	16.00%	0.00%	5.41%	0.00%	5.32%	0.00%
<b>BPL</b>	0.00%	0.00%	0.00%	0.00%	0.00%	0.00%	0.00%	0.00%	0.00%	0.00%	0.00%	0.00%	0.00%	0.00%	0.00%	0.00%
<b>Any Wireless</b>	72.00%	2.00%	74.06%	1.95%	3.03%	0.18%	3.05%	0.19%	2.84%	0.14%	2.86%	0.14%	1.66%	0.04%	1.66%	0.04%
<i>Terrestrial Fixed</i>	7.45%	0.70%	7.52%	0.70%	3.03%	0.18%	3.05%	0.19%	2.84%	0.14%	2.86%	0.14%	1.66%	0.04%	1.66%	0.04%
<i>Unlicensed</i>	6.84%	0.53%	6.92%	0.54%	2.85%	0.16%	2.87%	0.16%	2.71%	0.13%	2.73%	0.13%	1.66%	0.04%	1.66%	0.04%
<i>Licensed</i>	3.40%	0.25%	3.38%	0.25%	2.51%	0.10%	2.52%	0.10%	2.45%	0.09%	2.46%	0.09%	1.56%	0.01%	1.56%	0.01%
<i>Terrestrial Mobile</i>	70.56%	1.93%	72.63%	1.89%	0.00%	0.00%	0.00%	0.00%	0.00%	0.00%	0.00%	0.00%	0.00%	0.00%	0.00%	0.00%
<b>Other</b>	0.00%	0.00%	0.00%	0.00%	0.00%	0.00%	0.00%	0.00%	0.00%	0.00%	0.00%	0.00%	0.00%	0.00%	0.00%	0.00%